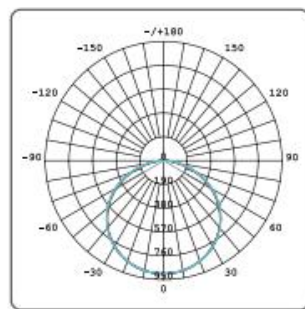


## PRODUCT SPECIFICATION





### Features & Benefits

- Robust Construction: Built with high-quality, impact-resistant materials
- Polycarbonate Body and Diffuser
- Impact-Resistant
- Highly Efficient LEDs
- IP65 - Water-resistant
- Quick and easy to install.
- Ideal for both internal and external installations on walls or ceilings
- 3 or 5 years warranty



### Applications



- Hallways
- Entryways
- Garages
- Outdoor patios
- Office buildings
- Retail spaces
- Parking lots
- Garden porches
- Security lighting

### Specification



Product	LED Bulkhead Light	Ordering Code	Dimension	Watt	Lumens
CRI	>80	PCL210CL	210x210x57mm	10W	900lm
IP Rating	IP65	PCL270CL	270x270x57mm	20W	1800lm
Beam Angle	120°	PCL320CL	320x320x57mm	24W	2100lm
Voltage	220-240V 50/60Hz				
Efficacy	90 lm/w				
Materials	Polycarbonate body and diffuser				