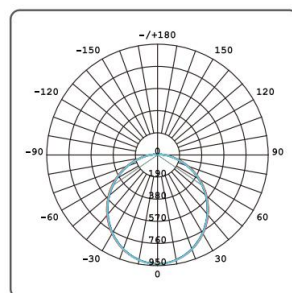


PRODUCT SPECIFICATION





Features & Benefits

- Uniform and soft light color
- Plastic injection molded housing looks simple and beautiful
- Backflip wiring for ease of use
- Highly Efficient LEDs
- IP65 - Water-resistant
- Quick and easy to install.
- Ideal for both internal and external installations on walls or ceilings
- 3 or 5 years warranty



Applications



- Hallways
- Entryways
- Garages
- Outdoor patios
- Office buildings
- Retail spaces
- Parking lots
- Garden porches
- Security lighting

Specification



Product	LED Bulkhead Light
CRI	>80
IP Rating	IP65
Beam Angle	120°
Voltage	220-240V 50/60Hz
Efficacy	90 lm/w
Materials	Polycarbonate body and diffuser

Ordering Code	Dimension	Watt	Lumens
PCL022AL	Φ220x65mm	10W	900lm
PCL028AL	Φ280x71mm	20W	1800lm
PCL035AL	Φ350x81mm	24W	2100lm